



# Trump's First Year: A Review

> Trump's **58** executive orders puts him just shy of the lead in the **last four administrations**, but far ahead of his immediate predecessor, Barack Obama's **41**.



## GOLD PRICES (GFMS)

Went up to **\$1,350** during President Trump and Kim Jong-un's verbal exchanges.

> US deal making reached **\$1.37 trillion** from **12,235** M&A deals.

Leading all modern Presidents by both value and number of deals.



> US Cross Border M&A totaled **\$539.3 billion** from **4,872** M&A deals.

A ten-year high for number of deals.

(Thomson Reuters Deals Intelligence team)



## BRENT CRUDE OIL PRICES

Low - **\$44.82/bbl** on 21 June

High - **\$67.02/bbl** on 26 December

(Thomson Reuters Oil Research team)



the answer company™

THOMSON REUTERS®

> US domestic coal production is expected to increase to **791 Million Short tons** for 2017, an **8.5% increase** year over year (YOY).

(Thomson Reuters Coal Research team)

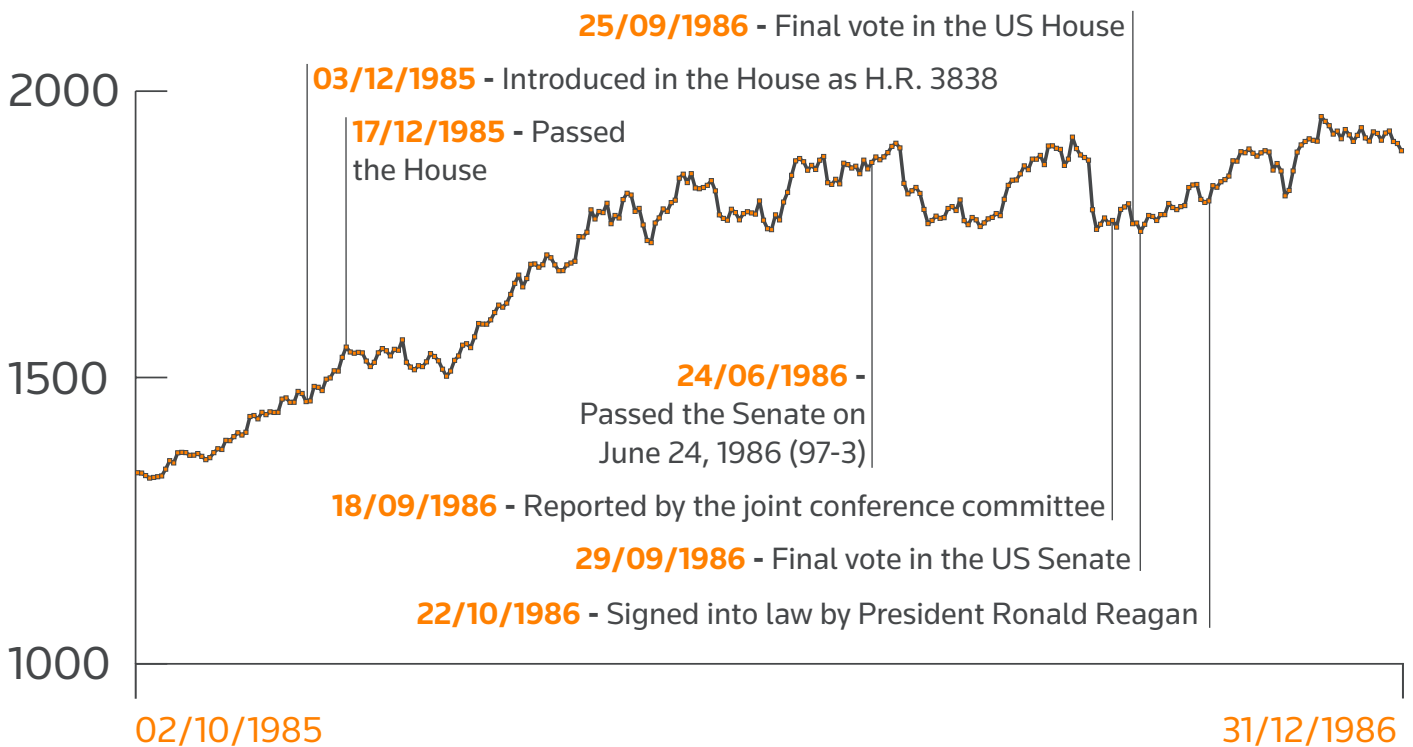


The S&P500 and DIJA are up **19%** and **26%**, respectively. Obama lead all modern-era presidents with a gain of **38%** and **31%**, respectively.

(Thomson Reuters Deals Intelligence team)



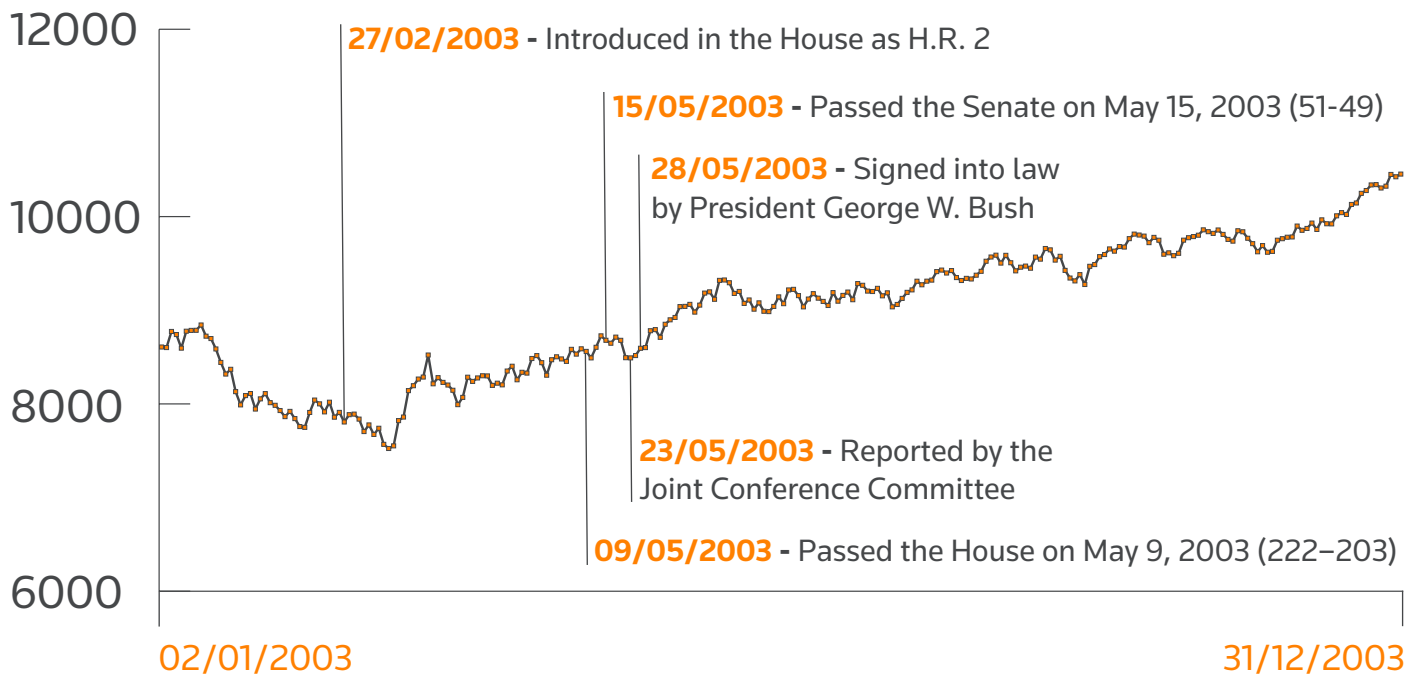
## Dow Jones Industrial Average during the Tax Reform Act of 1985-1986



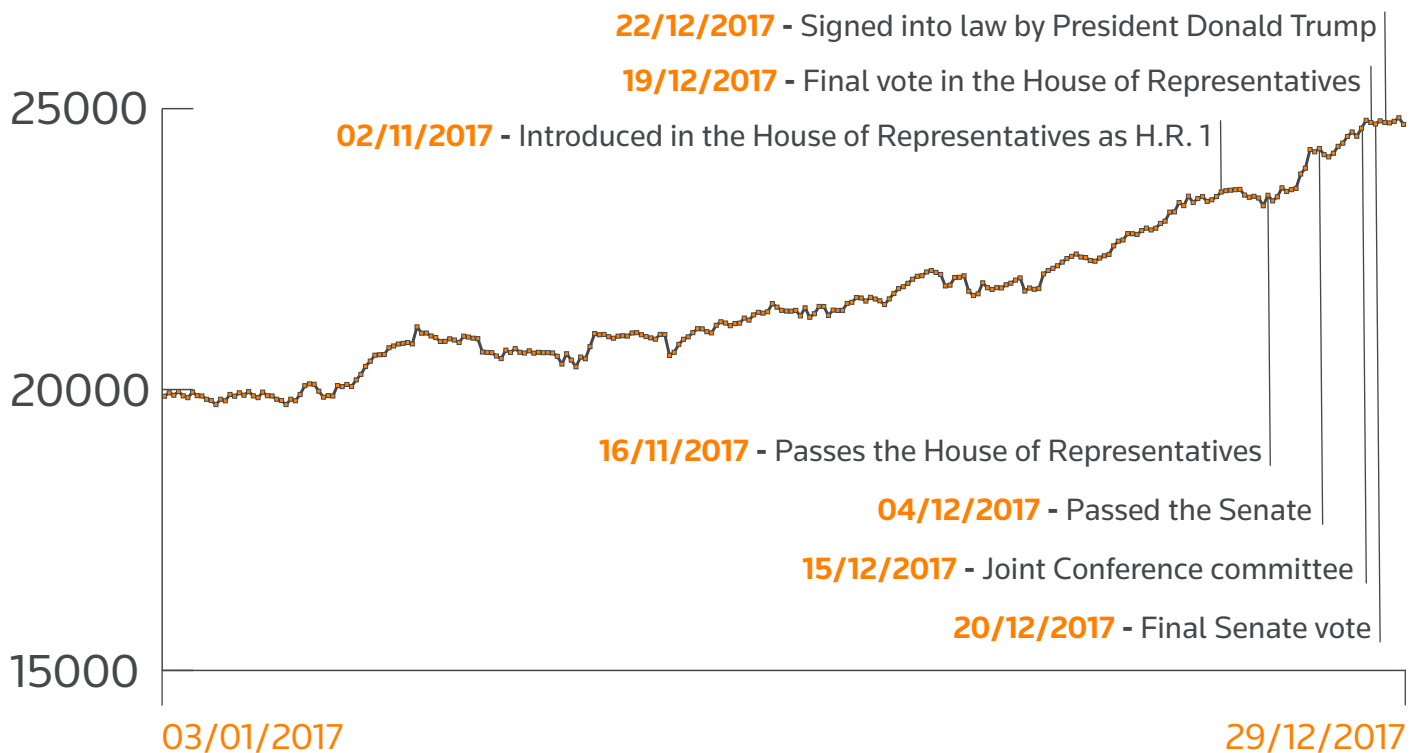
the answer company™

THOMSON REUTERS®

# Dow Jones Industrial Average during the Jobs and Growth Tax Relief Reconciliation Act of 2003



# Dow Jones Industrial Average during the Tax Cuts and Jobs Act of 2017



(Thomson Reuters Tax & Accounting)

For the most up-to-date news and data go to **Eikon**

the answer company™  
**THOMSON REUTERS®**